

## Writing



LA.6.2.1.3  
LA.6.2.2.3  
LA.6.3.3.2  
LA.6.3.4  
LA.6.4.2.2  
LA.6.4.3  
LA.6.6.2.2  
  
LA.7.2.1.7  
LA.7.3.2  
LA.7.3.4  
LA.7.3.1.3  
LA.7.4.2.2  
LA.7.4.3  
LA.7.6.2.1  
LA.7.6.2.2

LA.8.2.1.3  
LA.8.2.2.3  
LA.8.3.1.3  
LA.8.3.3.2  
LA.8.3.4  
LA.8.4.3  
LA.8.6.2.1  
LA.8.6.2.2

- Independently use all the steps of the writing process
- Recognize and use compound and complex sentences
- Complete simple informational documents related to career development (e.g. bank forms and job application)
- Examine rubrics to assess writing
- Select and use a format for writing which addresses the audience, purpose, and occasion (including but not limited to narrative, persuasive, expository)

- Find information for a report, list available resources, and demonstrate how to use the resources. LA.6.6.2.2, LA.7.6.2.1, LA.8.6.2.1
- Compile, sort, and annotate a complete list of sources of a given topic. Then categorize them. LA.6.2.2.3, LA.7.4.2.2, LA.8.6.2.2
- Complete a detailed set of errands, using a map of the school, before the end of the period (simulated activity). Determine the best route to complete errands and write a descriptive narrative of where he went and what he did. LA.7.6.2.2, LA.8.2.2.3
- Publish draft of his autobiography. LA.6.3.3.2, LA.7.3.2, LA.8.3.3.2
- Use the FCAT writing rubric to assess his writing. LA.6.3.4, LA.7.3.4, LA.8.3.4
- Respond to written memo or e-mail from a classmate. LA.6.4.2.2, LA.7.3.1.3, LA.8.3.1.3
- Use the writing process to write narratives and stories using standard grammatical forms. LA.6.4.3, LA.7.4.3, LA.8.4.3
- Compile a book of his poems. LA.6.2.1.3, LA.7.2.1.7, LA.8.2.1.3

Vocabulary/  
Structure

LA.6.1.6.1  
LA.6.1.2  
LA.6.2.1.7  
LA.6.1.5.1  
  
LA.7.1.6.3  
LA.7.1.6.1  
LA.7.1.2  
LA.7.2.1.3  
LA.7.2.1.5  
  
LA.8.1.6.3  
LA.8.1.6.1  
LA.8.1.2  
LA.8.2.1.3  
LA.8.2.1.5

- Recognize that some words have multiple meanings and apply this knowledge to real literature and texts in content areas
- Identify and understand the correct usage of collocations
- Use resources and references such as dictionary, glossary, and thesaurus to build word meaning
- Extend the meanings of words from the concrete to abstract
- Understand conceptually difficult words

- Use sentences to differentiate between multiple meaning words in content area texts (i.e. the word "change" means something different in math, science, and social studies). LA.6.1.6.4, LA.7.1.6.3, LA.8.1.6.3
- Complete a concept of definition map/or web. LA.6.1.6.4, LA.7.1.6.3, LA.8.1.6.3
- Expand vocabulary notebook/dictionary. LA.6.1.6.4, LA.7.1.6.3, LA.8.1.6.3
- Make a collage of pictures to illustrate the concrete and abstract aspects of a word. LA.7.1.6.1, LA.8.1.6.1
- Summarize a passage, using a thesaurus, to maintain meaning. LA.7.1.6.1, LA.8.1.6.1
- Practice using familiar vocabulary in meaningful contexts. Make sentences by combining the words including nouns, verbs, prepositions, and articles. LA.6.1.2, LA.7.1.2, LA.8.1.2
- Record the frequency of various literary devices, such as: flashback, symbolism, mood, irony, language tropes, etc. after reading a developmentally and age appropriate literary selection. LA.6.2.1.7, LA.7.2.1.3, LA.8.2.1.3
- Brainstorm collocations for a given word and/or match the words with appropriate collocations. LA.6.1.5.1, LA.7.2.1.5, LA.8.2.1.5






# Middle School Instructional Framework

## Developmental Language Arts through ESOL

### 4<sup>th</sup> Nine Weeks

# 4<sup>th</sup> Nine Weeks

Course Components	Standards	Objectives	Student Performance Indicators
<p><b>Listening/Viewing</b></p> 	<p>LA.6.1.6.2 LA.6.2.1.3 LA.6.5.2.1 LA.6.5.2.2</p> <p>LA.7.1.6.2 LA.7.2.1.7 LA.7.5.2.1 LA.7.5.2.3</p> <p>LA.8.1.6.2 LA.8.2.1.3 LA.8.5.2.1 LA.8.5.2.2 LA.8.5.2.3</p>	<p>The student will:</p> <ul style="list-style-type: none"> <li>Summarize main idea and list supporting details in a non-print message</li> <li>Use critical listening skills to evaluate spoken messages</li> <li>Recognize appropriate intonation and stress patterns in English, including the pronunciation of short, long, medial vowel sounds, and initial and final consonants</li> <li>Identify figurative language and literary devices</li> </ul>	<p>To demonstrate the achievement of the standard, the student will:</p> <ul style="list-style-type: none"> <li>Develop interview questions about a parent's childhood/teenage experiences. Share the results and use a Venn Diagram to chart similarities and differences. <b>LA.6.5.2.1, LA.7.5.2.1, LA.8.5.2.1</b></li> <li>Select topic, according to personal preference, and make an oral presentation. <b>LA.6.1.6.2, LA.7.1.6.2, LA.8.1.6.2</b></li> <li>Deliver a statement to imply various emotions (i.e. happiness, sadness); and determine what emotion is being delivered. <b>LA.7.5.2.1, LA.8.5.2.2</b></li> <li>Listen/view a story on video and ask 5W questions in order to paraphrase and change the ending. <b>LA.8.5.2.1</b></li> <li>Use an Active Listening Checklist to evaluate a presentation.</li> <li>Observe and listen to discussion related to various professions, take notes on the discussion, and ask simple questions. <b>LA.7.5.2.1</b></li> <li>Obtain possible solutions for a familiar problem or issue and present the conclusions to the class. <b>LA.6.5.2.2, LA.7.5.2.3</b></li> <li>Make himself understood by using standard English. <b>LA.6.5.2.2, LA.7.5.2.3</b></li> <li>Use tone words (i.e. angry, romantic, cynical, pessimistic, scary, etc.) in sentences and use the list of tone words to categorize sentences (more than one category may apply) on a chart. <b>LA.8.5.2.3</b></li> <li>Add an adverb to modify an action (i.e. "He went quickly to the clinic"). <b>LA.8.5.2.3</b></li> <li>Use figurative language and literary devices in an oral presentation. <b>LA.6.2.1.3, LA.7.2.1.7, LA.8.2.1.3</b></li> </ul>
<p><b>Speaking</b></p> 	<p>LA.6.1.1 LA.6.5.2.2</p> <p>LA.7.1.1 LA.7.5.2.1 LA.7.5.2.3</p> <p>LA.8.1.1 LA.8.5.2.1 LA.8.5.2.5</p>	<ul style="list-style-type: none"> <li>Participate in and initiate more extended social conversations with peers and adults on unfamiliar topics by asking and answering questions and restating and soliciting information</li> <li>Prepare and deliver presentations that use various sources</li> <li>Participate in classroom discussions using effective speaking strategies, such as asking questions and making observations</li> </ul>	<ul style="list-style-type: none"> <li>Use a Speaking Checklist to evaluate his oral presentation. <b>LA.8.5.2.1</b></li> <li>Make and recognize gestures to convey and understand meaning in a game-like structure. <b>LA.8.5.2.5</b></li> <li>Deliver a statement to imply various emotions (i.e. happiness, sadness) and determine what emotion is being delivered. <b>LA.6.1.1, LA.7.1.1, LA.8.1.1</b></li> <li>Observe and listen to discussion related to various professions. Take notes on the discussion and ask simple questions. <b>LA.7.5.2.1</b></li> <li>Make an oral presentation of a research project to peers. <b>LA.6.5.2.2, LA.7.5.2.3</b></li> </ul>
<p><b>Reading/Literature</b></p> 	<p>LA.6.1.1 LA.6.1.2 LA.6.1.5.1 LA.6.1.7.1 LA.6.1.7.8 LA.6.2.1.2 LA.6.2.2.2 LA.6.4.2.2 LA.6.6.2.2</p> <p>LA.7.1.1 LA.7.1.2 LA.7.1.7.1 LA.7.2.1.2 LA.7.2.1.5 LA.7.2.2.2 LA.7.3.1.3 LA.7.6.2.1 LA.7.6.2.2</p> <p>LA.8.1.1 LA.8.1.2 LA.8.1.7.1 LA.8.1.7.8 LA.8.2.1.2 LA.8.2.1.5 LA.8.2.2.2 LA.8.3.1.3 LA.8.6.2.1 LA.8.6.2.2</p>	<ul style="list-style-type: none"> <li>Make predictions about purpose and organization using background knowledge and text structure knowledge</li> <li>Utilize pre-reading strategies</li> <li>Identify the main idea in a reading selection</li> <li>Analyze ways writers organize and present ideas (e.g. through chronology, compare/contrast, cause/effect)</li> <li>Cite, examine, and discuss the use of and differences between fact and opinion within a text</li> <li>Understand the use of compare/contrast in a text</li> <li>Identify patriotic and folkloric characters and symbols as illustrated in reading passages</li> <li>Use a variety of reading materials to develop personal preferences in reading.</li> <li>Read selected passages accurately, fluently, and with proper expression</li> </ul>	<ul style="list-style-type: none"> <li>Predict the content of a literary or expository text when given quotes and/or pictures from the text. <b>LA.6.1.7.1, LA.7.1.7.1, LA.8.1.7.1</b></li> <li>Cross out non-essential information from a summary of a reading selection. <b>LA.6.1.7.8, LA.7.1.7.1, LA.8.1.7.8</b></li> <li>Identify the main idea of a story/poem and cite relevant details noting the text pattern. <b>LA.6.2.2.2, LA.7.2.2.2, LA.8.2.2.2</b></li> <li>Find information for a report and list available resources and demonstrate how to use the resources. <b>LA.6.6.2.2, LA.7.6.2.1, LA.8.6.2.1</b></li> <li>Change a statement of fact/opinion into a statement of opinion/fact. <b>LA.6.6.2.1, LA.7.6.2.1, LA.8.6.2.2</b></li> <li>Outline a chapter from informational text, showing main idea and sub-topics. <b>LA.6.4.2.2, LA.7.3.1.3, LA.8.3.1.3</b></li> <li>Read passages with accuracy and prosody. <b>LA.6.1.1, LA.7.1.1, LA.8.1.1</b></li> <li>Orally practice the use of familiar vocabulary in meaningful contexts. Make some sentences by combining the words and making sure that nouns, verbs, prepositions or articles are included. <b>LA.6.1.2, LA.7.1.2, LA.8.1.2</b></li> <li>Read and explain in writing the conflict and resolution of a story. <b>LA.6.2.1.2, LA.7.2.1.2, LA.8.2.1.2</b></li> <li>Outline the central conflict in a literary passage or poem, including character and plot development. Then share outline with peers. <b>LA.6.2.1.2, LA.7.2.1.2, LA.8.2.1.2</b></li> <li>Read a work of literature and explain whether it relates to self. <b>LA.6.1.5.1, LA.7.2.1.5, LA.8.2.1.5</b></li> </ul>



The School Board of Broward County, Florida

Beverly A. Gallagher, Chair • Robin Bartleman, Vice Chair • Maureen S. Dinnen • Jennifer Leonard Gottlieb • Phyllis C. Hope • Stephanie Arma Kraft, Esq. • Robert D. Parks, Ed.D. • Eleanor Sobel • Benjamin J. Williams • James F. Notter, Interim Superintendent of Schools

The School Board of Broward County, Florida, prohibits any policy or procedure which results in discrimination on the basis of age, color, disability, gender, national origin, marital status, race, religion or sexual orientation. Individuals who wish to file a discrimination and/or harassment complaint may call the Director of Equal Educational Opportunities at 754-321-2150 or Teletype Machine TTY 754-321-2158. Individuals with disabilities requesting accommodations under the Americans with Disabilities Act (ADA) may call Equal Educational Opportunities (EEO) at 754-321-2150 or Teletype Machine TTY 754-321-2158. [www.browardschools.com](http://www.browardschools.com)